

PM

Handwriting

1

Victorian Modern Cursive



Deborah
Davis &
Yale
Mercieca



Contents

Are you ready to write?	2	Open anti-clockwise letters <i>c C, e E, s S, f F, u U, y Y, v V, w W, b B</i>	28
Patterning exercises	3	Clockwise letters <i>n N, m M, p P, r R, h H, k K, x X, z Z</i>	46
Heads, bodies and tails	9	Numerals	62
Downstroke letters <i>l L, i I, t T, j J</i>	10	Teacher observation guide	64
Closed anti-clockwise letters <i>a A, d D, g G, q Q, o O</i>	18		

PM Handwriting 1 learning features

Full-page patterning exercises to practise directional flow related to letter formation and to develop fine motor skills



Grouping of letters by properties (head, body and tail concept)

Large models of the lower-case and capital letter with starting dots and directional arrows

One double-page spread for each letter; letters grouped by movement


Illustration phonetically related to the letter

PM high-frequency and common interest words to trace and copy

Pattern clusters for tracking, with starting dots and arrows

Lower-case and capital letters with starting dots and arrows for tracking

Patterns to find the letter and colour the wedge

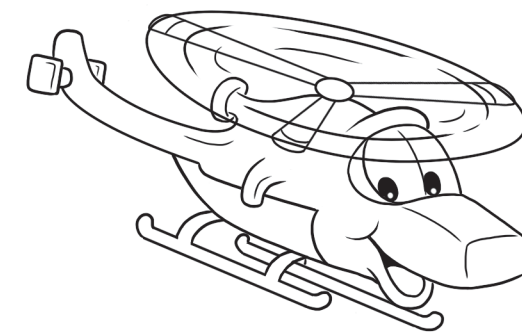


Lower-case and capital letters to trace and copy

Sentence incorporating a PM high-frequency or common interest word to trace and copy; sentences build a progressive story within each letter group

My name is


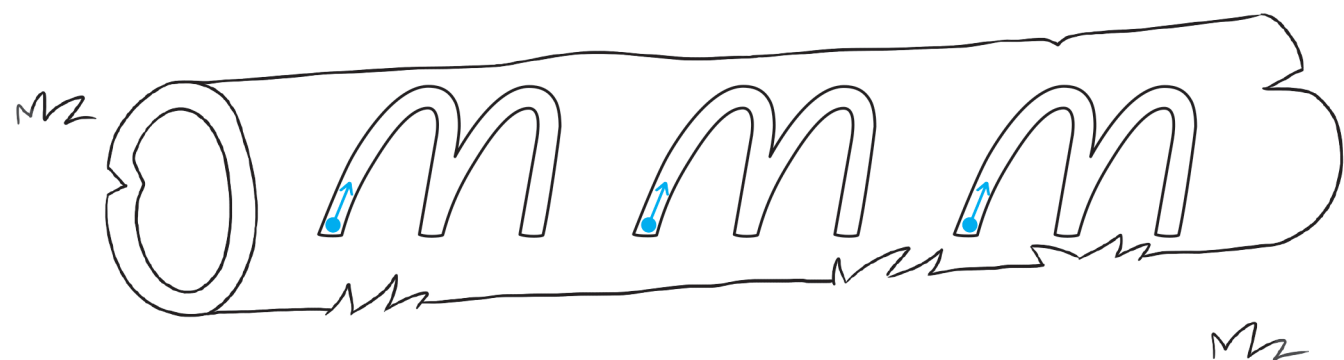

My teacher's name is





My learning goals and success criteria:

- I can trace and write all lower-case letters of the alphabet.
- I can trace and write all capital letters of the alphabet.
- I can trace and write the numerals 1 to 100.


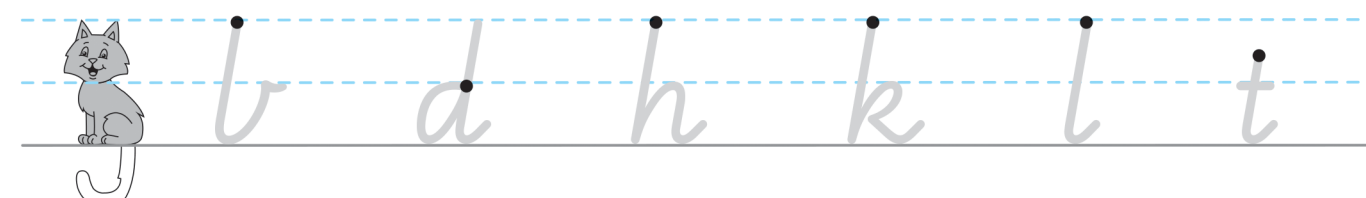
Start at the dots. Follow the arrows.





a is a body letter.
Trace all the body letters.



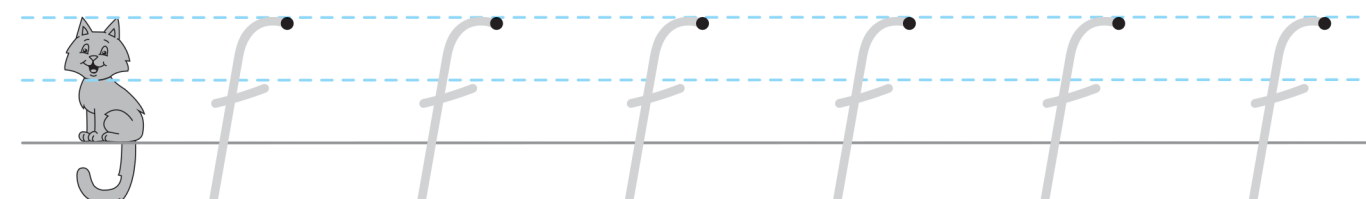
b is a head and body letter.
Trace all the head and body letters.


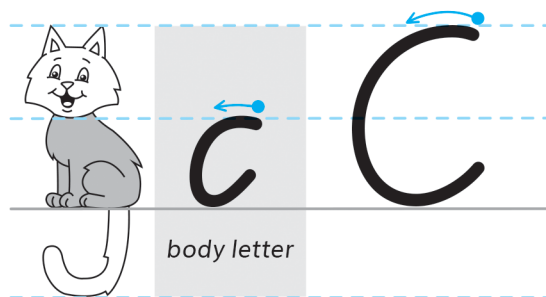


g is a body and tail letter.
Trace all the body and tail letters.



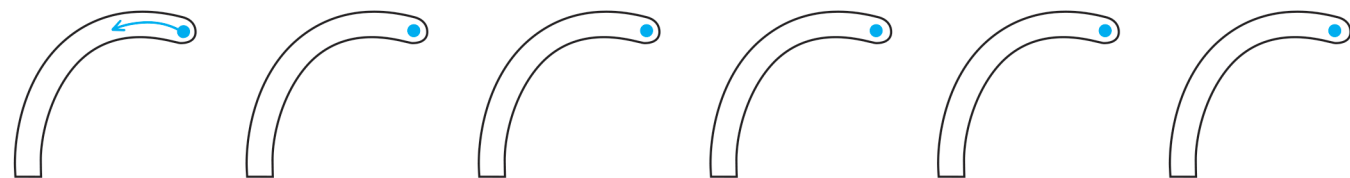
f is a head, body and tail letter.
Trace *f*.





carrot

Start at the blue dot. Follow the arrow.



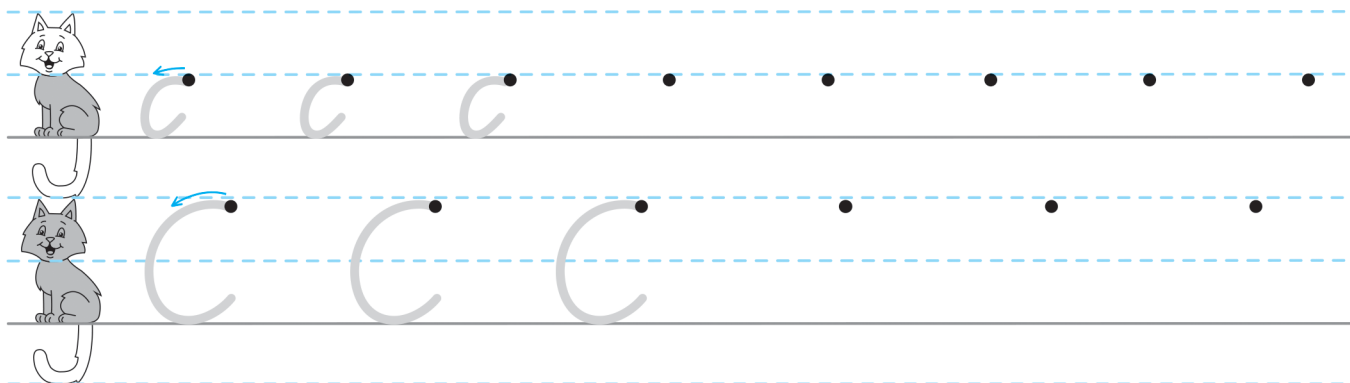
Track the letter.



Find c.




Trace and copy. Complete the lines.



Trace and copy.

came came came

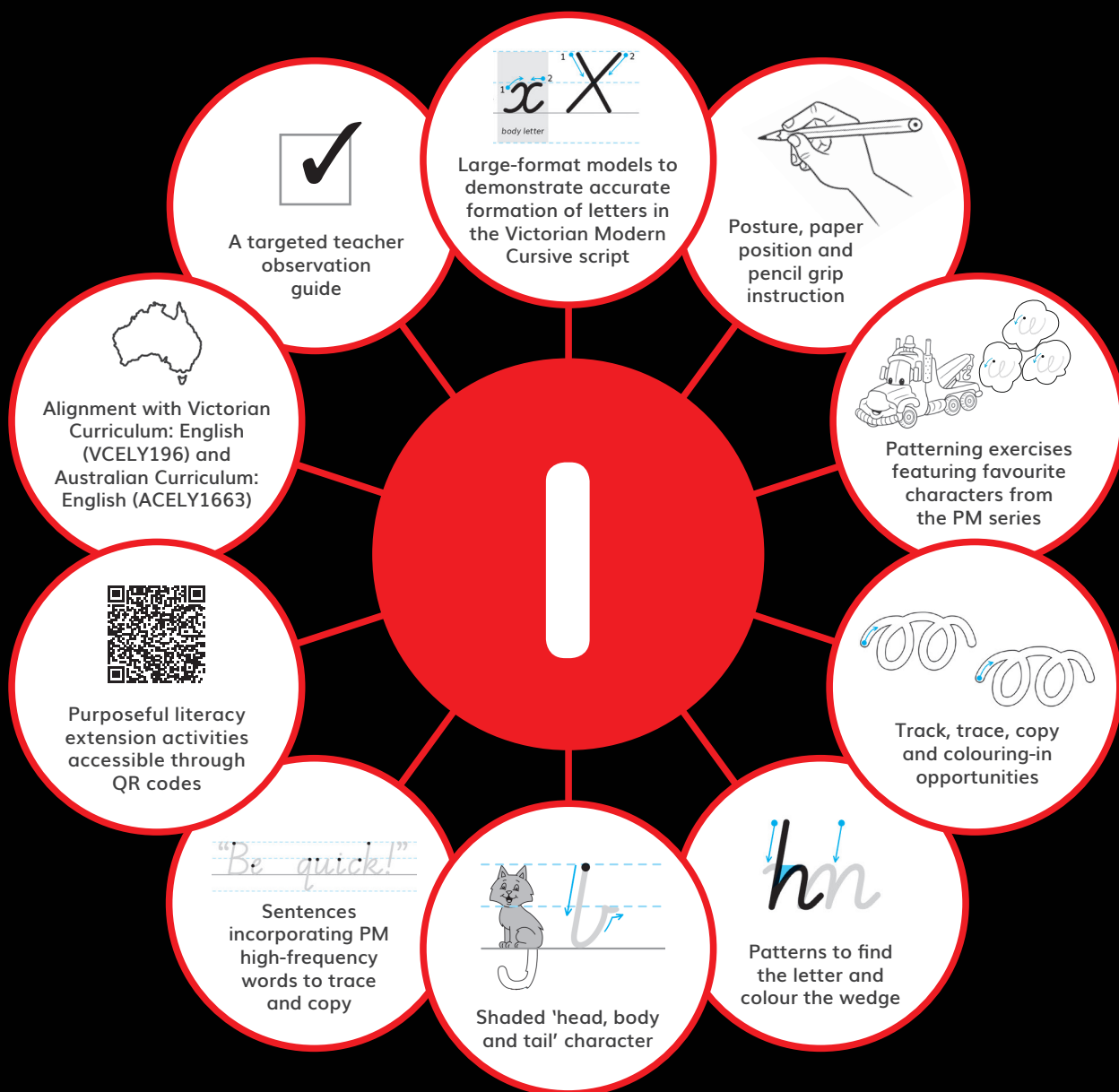


Trace and copy.

The tow truck came

to the rescue.

PM Handwriting is a carefully sequenced program of handwriting instruction for Foundation to Year 6. It is designed to support students in developing a fluent, legible and automatic handwriting style.



A comprehensive handwriting program for Victoria:

F	I	2	3	4	5	6
PM Handwriting Victorian Modern Cursive Foundation	PM Handwriting Victorian Modern Cursive Year 1	PM Handwriting Victorian Modern Cursive Year 2	PM Handwriting Victorian Modern Cursive Year 3	PM Handwriting Victorian Modern Cursive Year 4	PM Handwriting Victorian Modern Cursive Year 5	PM Handwriting Victorian Modern Cursive Year 6
9780170421416	9780170424035	9780170424042	9780170424059	9780170424066	9780170424073	9780170424080